

# GRANDE PRÉMIO TISSOT DE PORTUGAL

## Race Nr.1

Classification after 7 laps = 32.144 km

# MotoE

**29**

Pos	Rider	Nation	Team	Motorcycle	Total Time	Km/h	Gap
1	29 <b>Nicholas SPINELLI</b>	ITA	Tech3 E-Racing	DUCATI	<b>12'32.726</b>	153.7	
2	20 4 <b>Hector GARZO</b>	SPA	Dynavolt Intact GP MotoE	DUCATI	<b>12'32.874</b>	153.7	0.148
3	16 40 <b>Mattia CASADEI</b>	ITA	LCR E-Team	DUCATI	<b>12'32.978</b>	153.6	0.252
4	13 3 <b>Lukas TULOVIC</b>	GER	Dynavolt Intact GP MotoE	DUCATI	<b>12'36.129</b>	153.0	3.403
5	11 21 <b>Kevin ZANNONI</b>	ITA	Openbank Aspar Team	DUCATI	<b>12'37.876</b>	152.6	5.150
6	10 55 <b>Massimo ROCCOLI</b>	ITA	Ongetta SIC58 Squadra Corse	DUCATI	<b>12'38.858</b>	152.4	6.132
7	9 9 <b>Andrea MANTOVANI</b>	ITA	Klint Forward Factory Team	DUCATI	<b>12'40.505</b>	152.1	7.779
8	8 34 <b>Kevin MANFREDI</b>	ITA	Ongetta SIC58 Squadra Corse	DUCATI	<b>12'48.505</b>	150.5	15.779
9	7 7 <b>Chaz DAVIES</b>	GBR	Aruba Cloud MotoE Racing Team	DUCATI	<b>12'48.563</b>	150.5	15.837
10	6 80 <b>Armando PONTONE</b>	ITA	Aruba Cloud MotoE Racing Team	DUCATI	<b>12'49.003</b>	150.4	16.277
11	5 6 <b>Maria HERRERA</b>	SPA	Klint Forward Factory Team	DUCATI	<b>12'57.321</b>	148.8	24.595
12	4 11 <b>Matteo FERRARI</b>	ITA	Felo Gresini MotoE	DUCATI	<b>13'57.496</b>	138.1	1'24.770
13	3 72 <b>Alessio FINELLO</b>	ITA	Felo Gresini MotoE	DUCATI	<b>14'07.202</b>	136.5	1'34.476

### Not classified

61	<b>Alessandro ZACCONE</b>	ITA	Tech3 E-racing	DUCATI	<b>8'58.448</b>	153.5	2 laps
81	<b>Jordi TORRES</b>	SPA	Openbank Aspar Team	DUCATI	<b>8'58.728</b>	153.4	2 laps
77	<b>Miquel PONS</b>	SPA	Axxis-MSI	DUCATI	<b>8'59.597</b>	153.1	2 laps
99	<b>Oscar GUTIERREZ</b>	SPA	Axxis-MSI	DUCATI	<b>7'13.672</b>	152.4	3 laps
51	<b>Eric GRANADO</b>	BRA	LCR E-Team	DUCATI	<b>1'49.503</b>	150.9	6 laps

### Race condition: Dry

Air: 23°  
Humidity: 48%  
Ground: 35°

### Pole Position:

<b>Fastest Lap (New record):</b>	Lap 3	<b>Eric GRANADO</b>	<b>1'46.470</b>	155.2 Km/h
<b>Best Race Lap:</b>		<b>Alessandro ZACCONE</b>	<b>1'46.811</b>	154.7 Km/h
<b>All Time Lap Record:</b>	2024	<b>New track layout</b>		
		<b>Eric GRANADO</b>	<b>1'46.470</b>	155.2 Km/h

12:00'00

12:15'00

12:16'18

12:17'10 Alessio FINELLO  
12:18'16 Alessio FINELLO  
12:18'31 Eric GRANADO  
12:20'51 Matteo FERRARI  
12:21'32 Matteo FERRARI  
12:22'50 Oscar GUTIERREZ  
12:24'41 Jordi TORRES  
12:24'41 Alessandro ZACCONE  
12:24'59 Miquel PONS  
12:25'30

### SIGHTING LAP START

### RACE START

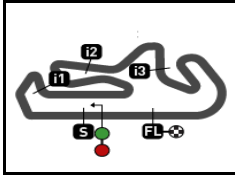
### No jump starts

crashed out - Rider OK  
re-joined race  
crashed out - Rider OK  
crashed out - Rider OK  
re-joined race  
crashed out - Rider OK  
crashed out - Rider OK  
crashed out - Rider OK  
crashed out - Rider OK  
Incident between riders #61 and #81 under investigation

The results are provisional until the end of the limit for protest and appeals.

Time limit for protest expires 60' after publication of the results - ..... Time: .....

DORNA DATA PROCESSING TIMING SERVICE DORNA DATA PROCESSING TIMING SERVICE DORNA DATA PROCESSING TIMING SERVICE DORNA DATA PROCESSING TIMING SERVICE DORNA DATA PROCESSING TIMING SERVICE DORNA DATA PROCESSING TIMING SERVICE DORNA DATA PROCESSING



4592 m.

**GRANDE PRÉMIO TISSOT DE PORTUGAL**  
**Race Nr.1**  
**Lap Chart**

**31**

Pos	1	2	3	4	5	6	7	8	9	10	11	12	13	14	15	16	17	18
Grid	51	(29)	40	4	61	99	81	3	21	77	11	55	9	72	34	7	80	6



1	4	40	51	(29)	61	81	99	21	77	3	9	11	55	34	72	80	6	7
2	40	4	(29)	61	81	77	21	3	99	11	9	55	34	80	7	6	72	
3	40	(29)	4	61	81	77	21	3	99	11	55	9	34	80	7	6	72	
4	40	4	(29)	61	81	77	3	99	21	55	9	34	80	7	6	11	72	
5	(29)	4	40	61	81	77	3	21	55	9	34	80	7	6	11	72		
6	4	(29)	40	3	21	55	9	34	80	7	6	11	72					
7	(29)	4	40	3	21	55	9	34	7	80	6	11	72					

L  
a  
p  
s

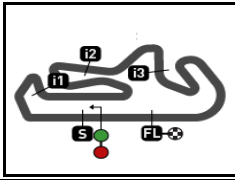


Winner



Lapped rider

DORNA DATA PROCESSING TIMING SERVICE DORNA DATA PROCESSING TIMING SERVICE DORNA DATA PROCESSING TIMING SERVICE DORNA DATA PROCESSING TIMING SERVICE DORNA DATA PROCESSING TIMING SERVICE DORNA DATA PROCESSING TIMING SERVICE DORNA DATA PROCESSING TIMING SERVICE DORNA DATA PROCCESSSS




4592 m.

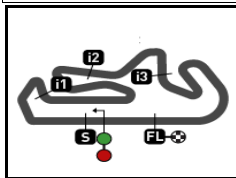
GRANDE PRÉMIO TISSOT DE PORTUGAL

Race Nr.1

Fastest Lap of Each Rider

32

	Rider	Nation	Team	Motorcycle	Time	Lap	Total	Gap
1	61 <b>Alessandro ZACCONE</b>	ITA	Tech3 E-racing	DUCATI	<b>1'46.811</b>	3	5	
2	29 <b>Nicholas SPINELLI</b>	ITA	Tech3 E-Racing	DUCATI	<b>1'46.908</b>	3	7	0.097 0.097
3	4 <b>Hector GARZO</b>	SPA	Dynavolt Intact GP MotoE	DUCATI	<b>1'46.965</b>	4	7	0.154 0.057
4	40 <b>Mattia CASADEI</b>	ITA	LCR E-Team	DUCATI	<b>1'47.018</b>	3	7	0.207 0.053
5	81 <b>Jordi TORRES</b>	SPA	Openbank Aspar Team	DUCATI	<b>1'47.035</b>	5	5	0.224 0.017
6	3 <b>Lukas TULOVIC</b>	GER	Dynavolt Intact GP MotoE	DUCATI	<b>1'47.039</b>	4	7	0.228 0.004
7	77 <b>Miquel PONS</b>	SPA	Axxis-MSI	DUCATI	<b>1'47.077</b>	4	5	0.266 0.038
8	55 <b>Massimo ROCCOLI</b>	ITA	Ongetta SIC58 Squadra Corse	DUCATI	<b>1'47.299</b>	3	7	0.488 0.222
9	11 <b>Matteo FERRARI</b>	ITA	Felo Gresini MotoE	DUCATI	<b>1'47.322</b>	3	7	0.511 0.023
10	99 <b>Oscar GUTIERREZ</b>	SPA	Axxis-MSI	DUCATI	<b>1'47.381</b>	3	4	0.570 0.059
11	21 <b>Kevin ZANNONI</b>	ITA	Openbank Aspar Team	DUCATI	<b>1'47.425</b>	3	7	0.614 0.044
12	9 <b>Andrea MANTOVANI</b>	ITA	Klint Forward Factory Team	DUCATI	<b>1'47.860</b>	5	7	1.049 0.435
13	34 <b>Kevin MANFREDI</b>	ITA	Ongetta SIC58 Squadra Corse	DUCATI	<b>1'48.446</b>	3	7	1.635 0.586
14	7 <b>Chaz DAVIES</b>	GBR	Aruba Cloud MotoE Racing Team	DUCATI	<b>1'48.683</b>	3	7	1.872 0.237
15	72 <b>Alessio FINELLO</b>	ITA	Felo Gresini MotoE	DUCATI	<b>1'48.860</b>	4	7	2.049 0.177
16	80 <b>Armando PONTONE</b>	ITA	Aruba Cloud MotoE Racing Team	DUCATI	<b>1'49.045</b>	3	7	2.234 0.185
17	6 <b>Maria HERRERA</b>	SPA	Klint Forward Factory Team	DUCATI	<b>1'50.021</b>	2	7	3.210 0.976



4592 m.

**GRANDE PRÉMIO TISSOT DE PORTUGAL**

After the Race Nr.1

**Event Best Maximum Speed**

**33**



<i>Rider</i>	<i>Nation Team</i>	<i>Motorcycle</i>	<i>Km/h</i>
99 <b>Oscar GUTIERREZ</b>	<b>SPA</b> Axxis-MSI	DUCATI	<b>269.3</b> Race Nr.1
55 <b>Massimo ROCCOLI</b>	<b>ITA</b> Ongetta SIC58 Squadra Corse	DUCATI	<b>267.3</b> Race Nr.1
3 <b>Lukas TULOVIC</b>	<b>GER</b> Dynavolt Intact GP MotoE	DUCATI	<b>267.3</b> Race Nr.1
4 <b>Hector GARZO</b>	<b>SPA</b> Dynavolt Intact GP MotoE	DUCATI	<b>267.3</b> Race Nr.1
72 <b>Alessio FINELLO</b>	<b>ITA</b> Felo Gresini MotoE	DUCATI	<b>267.3</b> Race Nr.1
61 <b>Alessandro ZACCONE</b>	<b>ITA</b> Tech3 E-racing	DUCATI	<b>267.3</b> Race Nr.1
21 <b>Kevin ZANNONI</b>	<b>ITA</b> Openbank Aspar Team	DUCATI	<b>266.6</b> Race Nr.1
40 <b>Mattia CASADEI</b>	<b>ITA</b> LCR E-Team	DUCATI	<b>265.3</b> Race Nr.1
11 <b>Matteo FERRARI</b>	<b>ITA</b> Felo Gresini MotoE	DUCATI	<b>265.3</b> Race Nr.1
6 <b>Maria HERRERA</b>	<b>SPA</b> Klint Forward Factory Team	DUCATI	<b>265.3</b> Race Nr.1
7 <b>Chaz DAVIES</b>	<b>GBR</b> Aruba Cloud MotoE Racing Team	DUCATI	<b>265.3</b> Race Nr.1
9 <b>Andrea MANTOVANI</b>	<b>ITA</b> Klint Forward Factory Team	DUCATI	<b>265.3</b> Race Nr.1
81 <b>Jordi TORRES</b>	<b>SPA</b> Openbank Aspar Team	DUCATI	<b>264.7</b> Race Nr.1
29 <b>Nicholas SPINELLI</b>	<b>ITA</b> Tech3 E-Racing	DUCATI	<b>264.7</b> Race Nr.1
34 <b>Kevin MANFREDI</b>	<b>ITA</b> Ongetta SIC58 Squadra Corse	DUCATI	<b>264.0</b> Qualifying Nr. 1
80 <b>Armando PONTONE</b>	<b>ITA</b> Aruba Cloud MotoE Racing Team	DUCATI	<b>262.7</b> Qualifying Nr. 1
51 <b>Eric GRANADO</b>	<b>BRA</b> LCR E-Team	DUCATI	<b>262.7</b> Race Nr.1
77 <b>Miquel PONS</b>	<b>SPA</b> Axxis-MSI	DUCATI	<b>261.5</b> Race Nr.1



## GRANDE PRÉMIO TISSOT DE PORTUGAL

### Race Nr.1

### Chronological Analysis of Performances

**34**

\* Lap / Sector time cancelled      T1 Time from finish line to 1st intermediate      T3 Time from 2nd intermed. to 3rd intermed.  
 P Crossing the finish line in pit lane      T2 Time from 1st intermed. to 2nd intermed.      T4 Time from 3rd intermediate to finish line

Lap	Lap Time	T1	T2	T3	T4	Speed	Lap	Lap Time	T1	T2	T3	T4	Speed		
<b>1st</b>	<b>29</b>	<b>Nicholas SPINELLI</b> Tech3 E-Racing ITA						5	<b>1'48.118</b>	23.340	34.221	16.209	34.348	258.9	
		Runs=1 Total laps=7 Full laps=6 Valid laps=6						6	<b>1'47.762</b>	23.112	34.314	16.131	34.205	262.7	
1	1'49.703	23.799	34.811	16.800	34.293		7	<b>1'48.297</b>	23.137	34.492	16.280	34.388	262.1		
2	<b>1'47.246</b>	23.434	34.047	15.904	33.861	264.0									
3	<b>1'46.908</b>	22.923	33.932	15.975	34.078	<b>264.7</b>									
4	<b>1'47.099</b>	23.102	33.904	16.062	34.031	264.7									
5	<b>1'46.910</b>	<b>22.792</b>	<b>33.903</b>	16.006	34.209	262.7									
6	<b>1'47.647</b>	23.159	34.249	16.091	34.148	259.6									
7	<b>1'47.213</b>	22.869	34.101	16.022	34.221	262.1									
<b>6th</b>	<b>55</b>	<b>Massimo ROCCOLI</b> Ongetta SIC58 Squad ITA						1	1'51.428	25.204	35.495	16.278	34.451		
		Runs=1 Total laps=7 Full laps=6 Valid laps=6						2	<b>1'47.966</b>	23.292	34.418	15.922	34.334	263.4	
1	1'51.428	25.204	35.495	16.278	34.451		3	<b>1'47.299</b>	22.869	<b>34.032</b>	16.112	<b>34.286</b>	<b>267.3</b>		
2	<b>1'47.966</b>	23.292	34.418	15.922	34.334	263.4	4	<b>1'47.422</b>	<b>22.803</b>	34.094	16.127	34.398	266.6		
3	<b>1'47.299</b>	22.869	<b>34.032</b>	16.112	<b>34.286</b>	<b>267.3</b>	5	<b>1'48.297</b>	23.139	34.353	16.220	34.585	262.1		
4	<b>1'47.422</b>	<b>22.803</b>	34.094	16.127	34.398	266.6	6	<b>1'48.048</b>	22.942	34.422	16.175	34.509	264.0		
5	<b>1'48.297</b>	23.139	34.353	16.220	34.585	262.1	7	<b>1'48.398</b>	23.023	34.492	16.332	34.551	263.4		
6	<b>1'48.048</b>	22.942	34.422	16.175	34.509	264.0									
7	<b>1'48.398</b>	23.023	34.492	16.332	34.551	263.4									
<b>7th</b>	<b>9</b>	<b>Andrea MANTOVAN</b> Klint Forward Factory ITA						1	1'51.187	25.122	35.292	16.246	34.527		
		Runs=1 Total laps=7 Full laps=6 Valid laps=6						2	<b>1'48.078</b>	23.336	34.359	16.042	34.341	262.1	
1	1'51.187	25.122	35.292	16.246	34.527		3	<b>1'48.429</b>	23.881	<b>34.118</b>	16.137	34.293	<b>265.3</b>		
2	<b>1'48.078</b>	23.336	34.359	16.042	34.341	262.1	4	<b>1'47.970</b>	<b>23.114</b>	34.366	16.137	34.353	262.7		
3	<b>1'48.429</b>	23.881	<b>34.118</b>	16.137	34.293	<b>265.3</b>	5	<b>1'47.860</b>	23.184	34.199	16.215	<b>34.262</b>	259.6		
4	<b>1'47.970</b>	<b>23.114</b>	34.366	16.137	34.353	262.7	6	<b>1'48.453</b>	23.236	34.436	16.357	34.424	261.5		
5	<b>1'47.860</b>	23.184	34.199	16.215	<b>34.262</b>	259.6	7	<b>1'48.528</b>	23.177	34.681	16.238	34.432	260.8		
6	<b>1'48.453</b>	23.236	34.436	16.357	34.424	261.5									
7	<b>1'48.528</b>	23.177	34.681	16.238	34.432	260.8									
<b>8th</b>	<b>34</b>	<b>Kevin MANFREDI</b> Ongetta SIC58 Squad ITA						1	1'51.818	25.639	35.379	16.176	34.624		
		Runs=1 Total laps=7 Full laps=6 Valid laps=6						2	<b>1'48.597</b>	23.608	34.521	16.014	<b>34.454</b>	<b>261.5</b>	
1	1'51.818	25.639	35.379	16.176	34.624		3	<b>1'48.446</b>	23.260	<b>34.451</b>	16.149	34.586	261.5		
2	<b>1'48.597</b>	23.608	34.521	16.014	<b>34.454</b>	<b>261.5</b>	4	<b>1'48.627</b>	<b>23.120</b>	34.572	16.143	34.792	260.8		
3	<b>1'48.446</b>	23.260	<b>34.451</b>	16.149	34.586	261.5	5	<b>1'49.593</b>	23.448	34.741	16.167	35.237	258.3		
4	<b>1'48.627</b>	<b>23.120</b>	34.572	16.143	34.792	260.8	6	<b>1'50.494</b>	23.554	35.282	16.380	35.278	257.7		
5	<b>1'49.593</b>	23.448	34.741	16.167	35.237	258.3	7	<b>1'50.930</b>	25.207	34.799	16.242	34.682	254.1		
6	<b>1'50.494</b>	23.554	35.282	16.380	35.278	257.7									
7	<b>1'50.930</b>	25.207	34.799	16.242	34.682	254.1									
<b>9th</b>	<b>7</b>	<b>Chaz DAVIES</b> Aruba Cloud MotoE R GBR						1	1'53.739	26.524	35.528	16.455	35.232		
		Runs=1 Total laps=7 Full laps=6 Valid laps=6						2	<b>1'49.299</b>	23.390	34.903	16.247	34.759	260.2	
1	1'53.739	26.524	35.528	16.455	35.232		3	<b>1'48.683</b>	<b>23.169</b>	<b>34.529</b>	16.239	34.746	260.2		
2	<b>1'49.299</b>	23.390	34.903	16.247	34.759	260.2	4	<b>1'49.083</b>	23.382	34.686	16.186	34.829	262.1		
3	<b>1'48.683</b>	<b>23.169</b>	<b>34.529</b>	16.239	34.746	260.2	5	<b>1'49.205</b>	23.434	34.575	16.244	34.952	258.3		
4	<b>1'49.083</b>	23.382	34.686	16.186	34.829	262.1	6	<b>1'49.200</b>	23.387	35.046	16.160	<b>34.607</b>	260.8		
5	<b>1'49.205</b>	23.434	34.575	16.244	34.952	258.3	7	<b>1'49.354</b>	23.380	34.794	16.218	34.962	<b>265.3</b>		
6	<b>1'49.200</b>	23.387	35.046	16.160	<b>34.607</b>	260.8									
7	<b>1'49.354</b>	23.380	34.794	16.218	34.962	<b>265.3</b>									
<b>10th</b>	<b>80</b>	<b>Armando PONTONE</b> Aruba Cloud MotoE R ITA						1	1'52.941	26.024	35.550	16.607	34.760		
		Runs=1 Total laps=7 Full laps=6 Valid laps=6													

<b>Fastest Lap:</b>	Alessandro ZACCONE	Tech3 E-racing	ITA	<b>1'46.811</b>	23.049	33.875	16.017	33.870
---------------------	--------------------	----------------	-----	-----------------	--------	--------	--------	--------

DORNA DATA PROCESSING TIMING SERVICE DORNA DATA PROCESSING TIMING SERVICE DORNA DATA PROCESSING TIMING SERVICE DORNA DATA PROCESSING TIMING SERVICE DORNA DATA PROCESSING TIMING SERVICE DORNA DATA PROCESSING TIMING SERVICE DORNA DATA PROCESSING TIMING SERVICE DORNA DATA PROCESSING TIMING SERVICE DORNA DATA PROCCESSS

## Race Nr.1

## MotoE

Lap	Lap Time	T1	T2	T3	T4	Speed	Lap	Lap Time	T1	T2	T3	T4	Speed
2	1'49.507	23.421	34.940	16.427	34.719	261.5	1	1'50.736	24.827	34.961	16.270	34.678	
3	1'49.045	23.371	34.598	16.380	34.696	261.5	2	1'47.417	23.086	34.228	16.006	34.097	258.9
4	1'49.109	23.456	34.606	16.242	34.805	260.8	3	1'47.116	23.151	34.026	15.835	34.104	258.9
5	1'49.222	23.486	34.543	16.260	34.933	257.7	4	1'47.077	22.954	34.055	15.862	34.206	260.8
6	1'49.268	23.445	34.816	16.200	34.807	260.2	5	1'47.251	22.973	34.201	15.840	34.237	260.2
7	1'49.911	24.020	34.815	16.354	34.722	261.5		unfinished	23.006				261.5

**11th 6 Maria HERRERA** Klint Forward Factory SPA  
Runs=1 Total laps=7 Full laps=6 Valid laps=6

1	1'53.348	26.382	35.497	16.525	34.944	
2	1'50.021	23.535	34.932	16.344	35.210	264.0
3	1'50.152	23.561	34.923	16.475	35.193	265.3
4	1'50.525	23.729	34.976	16.535	35.285	261.5
5	1'51.179	23.971	35.097	16.671	35.440	258.9
6	1'51.215	23.731	35.403	16.641	35.440	260.8
7	1'50.881	23.791	35.232	16.575	35.283	260.2

**17th 99 Oscar GUTIERREZ** Axxis-MSI SPA  
Runs=1 Total laps=4 Full laps=3 Valid laps=3

1	1'50.253	24.235	34.855	16.673	34.490	
2	1'48.295	24.164	34.105	15.959	34.067	263.4
3	1'47.381	23.131	34.205	15.979	34.066	264.0
4	1'47.743	22.983	34.406	16.092	34.262	269.3

**12th 11 Matteo FERRARI** Felo Gresini MotoE ITA  
Runs=1 Total laps=7 Full laps=6 Valid laps=6

1	1'51.394	25.411	35.076	16.294	34.613	
2	1'47.612	23.120	34.178	16.031	34.283	264.0
3	1'47.322	22.920	34.150	16.039	34.213	264.0
4	2'47.888	1'16.146	37.136	17.680	36.926	265.3
5	1'55.295	25.029	36.469	17.340	36.457	251.7
6	1'54.148	24.755	36.187	17.139	36.067	252.3
7	1'53.837	24.405	36.224	17.127	36.081	253.5

**18th 51 Eric GRANADO** LCR E-Team BRA  
Runs=1 Total laps=1 Full laps=0 Valid laps=0

1	1'49.503	24.252	34.606	16.538	34.107	
	unfinished	22.834	34.125	15.938		262.7

**13th 72 Alessio FINELLO** Felo Gresini MotoE ITA  
Runs=1 Total laps=7 Full laps=6 Valid laps=6

1	1'51.935	25.774	35.494	16.256	34.411	
2	3'09.188	1'41.345	36.114	16.699	35.030	267.3
3	1'49.177	23.462	34.618	16.328	34.769	255.9
4	1'48.860	23.252	34.496	16.391	34.721	255.3
5	1'49.107	23.407	34.571	16.345	34.784	257.7
6	1'49.630	23.362	34.795	16.546	34.927	257.7
7	1'49.305	23.270	34.663	16.511	34.861	257.1

**14th 61 Alessandro ZACCO** Tech3 E-racing ITA  
Runs=1 Total laps=5 Full laps=4 Valid laps=4

1	1'49.963	24.399	34.858	16.288	34.418	
2	1'47.305	23.325	33.998	15.906	34.076	264.0
3	1'46.811	23.049	33.875	16.017	33.870	264.0
4	1'47.210	23.118	33.978	15.994	34.120	267.3
5	1'47.159	23.100	34.025	16.012	34.022	262.7
	unfinished	23.477				266.0

**15th 81 Jordi TORRES** Openbank Aspar Tea SPA  
Runs=1 Total laps=5 Full laps=4 Valid laps=4

1	1'50.066	24.564	34.821	16.286	34.395	
2	1'47.440	23.329	34.126	15.970	34.015	264.7
3	1'47.122	22.993	34.044	15.918	34.167	264.0
4	1'47.065	22.948	34.066	15.969	34.082	262.7
5	1'47.035	22.917	34.094	15.926	34.098	262.1
	unfinished	22.985				263.4

**16th 77 Miquel PONS** Axxis-MSI SPA  
Runs=1 Total laps=5 Full laps=4 Valid laps=4

**Fastest Lap:** Alessandro ZACCONE Tech3 E-racing ITA 1'46.811 23.049 33.875 16.017 33.870

DORNA DATA PROCESSING TIMING SERVICE DORNA DATA PROCESSING TIMING SERVICE DORNA DATA PROCESSING TIMING SERVICE DORNA DATA PROCESSING TIMING SERVICE DORNA DATA PROCESSING TIMING SERVICE DORNA DATA PROCESSING TIMING SERVICE DORNA DATA PROCESSING TIMING SERVICE DORNA DATA PROCCESSS



4592 m.

GRANDE PRÉMIO TISSOT DE PORTUGAL

Race Nr.1

Analysis by Lap

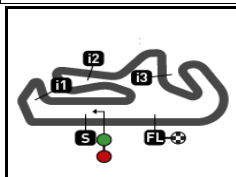
35

Num Lap Time Gap

Num	Lap	Time	Gap	Num	Lap	Time	Gap
<b>Lap 1</b>							
40	1	1'47.147		7	1	1'49.354	15.837
4	1	1'46.965	0.033	80	1	1'49.911	16.277
29	1	1'47.099	0.092	6	1	1'50.881	24.595
61	1	1'47.210	0.425	11	1	1'53.837	1'24.770
81	1	1'47.065	0.829	72	1	1'49.305	1'34.476
77	1	1'47.077	1.482				
3	1	1'47.039	2.009				
99	1	1'47.743	2.808				
21	1	1'48.049	2.835				
55	1	1'47.422	3.251				
9	1	1'47.970	4.800				
34	1	1'48.627	6.624				
80	1	1'49.109	9.738				
7	1	1'49.083	9.940				
6	1	1'50.525	13.182				
11	1	2'47.888	1'03.352				
72	1	1'48.860	1'28.296				
80	1	1'52.941	3.573				
6	1	1'53.348	3.980				
7	1	1'53.739	4.371				
<b>Lap 2</b>							
40	2	1'47.306					
4	2	1'47.537	0.206				
29	2	1'47.246	0.250				
61	2	1'47.305	0.569				
81	2	1'47.440	0.807				
77	2	1'47.417	1.454				
21	2	1'47.801	1.526				
3	2	1'47.518	1.754				
99	2	1'48.295	1.849				
11	2	1'47.612	2.307				
9	2	1'48.078	2.566				
55	2	1'47.966	2.695				
34	2	1'48.597	3.716				
80	2	1'49.507	5.749				
7	2	1'49.299	6.339				
6	2	1'50.021	6.670				
72	2	3'09.188	1'24.424				
<b>Lap 3</b>							
40	3	1'47.018					
29	3	1'46.908	0.140				
4	3	1'47.027	0.215				
61	3	1'46.811	0.362				
81	3	1'47.122	0.911				
77	3	1'47.116	1.552				
21	3	1'47.425	1.933				
3	3	1'47.381	2.117				
99	3	1'47.381	2.212				
11	3	1'47.322	2.611				
55	3	1'47.299	2.976				
9	3	1'48.429	3.977				
34	3	1'48.446	5.144				
80	3	1'49.045	7.776				
7	3	1'48.683	8.004				
6	3	1'50.152	9.804				
72	3	1'49.177	1'26.583				
<b>Lap 4</b>							
40	4	1'47.147		7	4	1'49.354	15.837
4	4	1'46.965	0.033	80	4	1'49.911	16.277
29	4	1'47.099	0.092	6	4	1'50.881	24.595
61	4	1'47.210	0.425	11	4	1'53.837	1'24.770
81	4	1'47.065	0.829	72	4	1'49.305	1'34.476
77	4	1'47.077	1.482				
3	4	1'47.039	2.009				
99	4	1'47.743	2.808				
21	4	1'48.049	2.835				
55	4	1'47.422	3.251				
9	4	1'47.970	4.800				
34	4	1'48.627	6.624				
80	4	1'49.109	9.738				
7	4	1'49.083	9.940				
6	4	1'50.525	13.182				
11	4	2'47.888	1'03.352				
72	4	1'48.860	1'28.296				
80	4	1'52.941	3.573				
6	4	1'53.348	3.980				
7	4	1'53.739	4.371				
<b>Lap 5</b>							
29	5	1'46.910					
4	5	1'47.042	0.073				
40	5	1'47.455	0.453				
61	5	1'47.159	0.582				
81	5	1'47.035	0.862				
77	5	1'47.251	1.731				
3	5	1'47.366	2.373				
21	5	1'48.118	3.951				
55	5	1'48.297	4.546				
9	5	1'47.860	5.658				
34	5	1'49.593	9.215				
80	5	1'49.222	11.958				
7	5	1'49.205	12.143				
6	5	1'51.179	17.359				
11	5	1'55.295	1'11.645				
72	5	1'49.107	1'30.401				
<b>Lap 6</b>							
4	6	1'47.527					
29	6	1'47.647	0.047				
40	6	1'47.388	0.241				
3	6	1'47.838	2.611				
21	6	1'47.762	4.113				
55	6	1'48.048	4.994				
9	6	1'48.453	6.511				
34	6	1'50.494	12.109				
80	6	1'49.268	13.626				
7	6	1'49.200	13.743				
6	6	1'51.215	20.974				
11	6	1'54.148	1'18.193				
72	6	1'49.630	1'32.431				
<b>Lap 7</b>							
29	7	1'47.213					
4	7	1'47.408	0.148				
40	7	1'47.271	0.252				
3	7	1'48.052	3.403				
21	7	1'48.297	5.150				
55	7	1'48.398	6.132				
9	7	1'48.528	7.779				
34	7	1'50.930	15.779				

Lapped rider

DORNA DATA PROCESSING TIMING SERVICE DORNA DATA PROCESSING TIMING SERVICE DORNA DATA PROCESSING TIMING SERVICE DORNA DATA PROCESSING TIMING SERVICE DORNA DATA PROCESSING TIMING SERVICE DORNA DATA PROCESSING TIMING SERVICE DORNA DATA PROCESSING TIMING SERVICE DORNA DATA PROCCESSS



4592 m.

**2024 Riders Performance**

(Qualifying Position - Starting Position - Race Position)

**37**

Rider	Points	POR	POR	FRA	FRA	CAT	CAT	ITA	ITA	NED	NED	GER	GER	AUT	AUT	RSM	RSM				
1 SPINELLI Nicholas	25	2																			
		2-1	-	-	-	-	-	-	-	-	-	-	-	-	-	-	-	-	-	-	-
2 GARZO Hector	20	4																			
		4-2	-	-	-	-	-	-	-	-	-	-	-	-	-	-	-	-	-	-	-
3 CASADEI Mattia	16	3																			
		3-3	-	-	-	-	-	-	-	-	-	-	-	-	-	-	-	-	-	-	-
4 TULOVIC Lukas	13	8																			
		8-4	-	-	-	-	-	-	-	-	-	-	-	-	-	-	-	-	-	-	-
5 ZANNONI Kevin	11	9																			
		9-5	-	-	-	-	-	-	-	-	-	-	-	-	-	-	-	-	-	-	-
6 ROCCOLI Massimo	10	12																			
		12-6	-	-	-	-	-	-	-	-	-	-	-	-	-	-	-	-	-	-	-
7 MANTOVANI Andrea	9	13																			
		13-7	-	-	-	-	-	-	-	-	-	-	-	-	-	-	-	-	-	-	-
8 MANFREDI Kevin	8	15																			
		15-8	-	-	-	-	-	-	-	-	-	-	-	-	-	-	-	-	-	-	-
9 DAVIES Chaz	7	16																			
		16-9	-	-	-	-	-	-	-	-	-	-	-	-	-	-	-	-	-	-	-
10 PONTONE Armando	6	17																			
		17-10	-	-	-	-	-	-	-	-	-	-	-	-	-	-	-	-	-	-	-
11 HERRERA Maria	5	18																			
		18-11	-	-	-	-	-	-	-	-	-	-	-	-	-	-	-	-	-	-	-
12 FERRARI Matteo	4	11																			
		11-12	-	-	-	-	-	-	-	-	-	-	-	-	-	-	-	-	-	-	-
13 FINELLO Alessio	3	14																			
		14-13	-	-	-	-	-	-	-	-	-	-	-	-	-	-	-	-	-	-	-

NC=Not classified NL=Not finished first lap NP=Not started race re-start N2=Not finished first lap race re-start EX=Excluded NS=Not Started DS=Disqualified

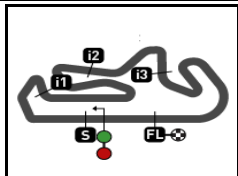
These data/results cannot be reproduced, stored and/or transmitted in whole or in part by any manner of electronic, mechanical, photocopying, recording, broadcasting or otherwise now known or herein after developed without the previous express consent by the copyright owner, except for reproduction in daily press and regular printed publications on sale to the public within 60 days of the event related to those data/results and always provided that copyright symbol appears together as follows below.  
© DORNA, 2024



	<b>Rider</b>	<i>Points</i>	<b>POR</b>	<i>POR</i>	<i>FRA</i>	<i>FRA</i>	<i>CAT</i>	<i>CAT</i>	<i>ITA</i>	<i>ITA</i>	<i>NED</i>	<i>NED</i>	<i>GER</i>	<i>GER</i>	<i>AUT</i>	<i>AUT</i>	<i>RSM</i>	<i>RSM</i>				
14	<b>ZACCONE Alessandro</b>	<b>0</b>	5																			
			5-NC	-	-	-	-	-	-	-	-	-	-	-	-	-	-	-	-	-	-	-
15	<b>TORRES Jordi</b>	<b>0</b>	7																			
			7-NC	-	-	-	-	-	-	-	-	-	-	-	-	-	-	-	-	-	-	-
16	<b>PONS Miquel</b>	<b>0</b>	10																			
			10-NC	-	-	-	-	-	-	-	-	-	-	-	-	-	-	-	-	-	-	-
17	<b>GUTIERREZ Oscar</b>	<b>0</b>	6																			
			6-NC	-	-	-	-	-	-	-	-	-	-	-	-	-	-	-	-	-	-	-
18	<b>GRANADO Eric</b>	<b>0</b>	1																			
			1-NC	-	-	-	-	-	-	-	-	-	-	-	-	-	-	-	-	-	-	-

**NC=Not classified NL=Not finished first lap NP=Not started race re-start N2=Not finished first lap race re-start EX=Excluded NS=Not Started DS=Disqualified**

These data/results cannot be reproduced, stored and/or transmitted in whole or in part by any manner of electronic, mechanical, photocopying, recording, broadcasting or otherwise now known or herein after developed without the previous express consent by the copyright owner, except for reproduction in daily press and regular printed publications on sale to the public within 60 days of the event related to those data/results and always provided that copyright symbol appears together as follows below.  
 © DORNA, 2024



4592 m.

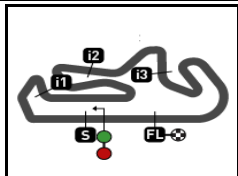
# GRANDE PRÉMIO TISSOT DE PORTUGAL

# MotoE

## World Championship Classification

Rider		Points	Leader	Previous	POR	POR	FRA	FRA	CAT	CAT	ITA	ITA	NED	NED	GER	GER	AUT	AUT	RSM	RSM
1 SPINELLI Nicholas	ITA	25			25															
2 GARZO Hector	SPA	20	5	5	20															
3 CASADEI Mattia	ITA	16	9	4	16															
4 TULOVIC Lukas	GER	13	12	3	13															
5 ZANNONI Kevin	ITA	11	14	2	11															
6 ROCCOLI Massimo	ITA	10	15	1	10															
7 MANTOVANI Andrea	ITA	9	16	1	9															
8 MANFREDI Kevin	ITA	8	17	1	8															
9 DAVIES Chaz	GBR	7	18	1	7															
10 PONTONE Armando	ITA	6	19	1	6															
11 HERRERA Maria	SPA	5	20	1	5															
12 FERRARI Matteo	ITA	4	21	1	4															
13 FINELLO Alessio	ITA	3	22	1	3															

These data/results cannot be reproduced, stored and/or transmitted in whole or in part by any manner of electronic, mechanical, photocopying, recording, broadcasting or otherwise now known or herein after developed without the previous express consent by the copyright owner, except for reproduction in daily press and regular printed publications on sale to the public within 60 days of the event related to those data/results and always provided that copyright symbol appears together as follows below.  
 © DORNA, 2024



4592 m.

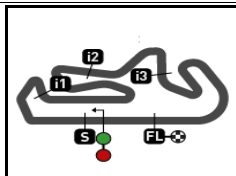
# GRANDE PRÉMIO TISSOT DE PORTUGAL

## World Championship Classification

# MotoE

Team	Points	Leader	Previous	POR	POR	FRA	FRA	CAT	CAT	ITA	ITA	NED	NED	GER	GER	AUT	AUT	RSM	RSM
1 DYNAVOLT INTACT GP MOTOE	33			33															
2 TECH3 E-RACING	25	8	8	25															
3 ONGETTA SIC58 SQUADRA CORSE	18	15	7	18															
4 LCR E-TEAM	16	17	2	16															
5 KLINT FORWARD FACTORY TEAM	14	19	2	14															
6 ARUBA CLOUD MOTOE RACING TEAM	13	20	1	13															
7 OPENBANK ASPAR TEAM	11	22	2	11															
8 FELO GRESINI MOTOE	7	26	4	7															

These data/results cannot be reproduced, stored and/or transmitted in whole or in part by any manner of electronic, mechanical, photocopying, recording, broadcasting or otherwise now known or herein after developed without the previous express consent by the copyright owner, except for reproduction in daily press and regular printed publications on sale to the public within 60 days of the event related to those data/results and always provided that copyright symbol appears together as follows below.  
 © DORNA, 2024



**GRANDE PRÉMIO TISSOT DE PORTUGAL**  
**Official Starting Grid**

4592 m.

Race : 7 laps = 32.144 km

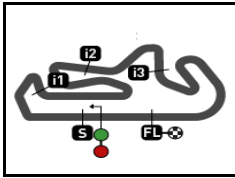


1	<b>1</b> 1'46.470 <b>51 Eric GRANADO</b> Ducati	<b>2</b> 1'46.537 <b>29 Nicholas SPINELLI</b> Ducati	<b>3</b> 1'46.586 <b>40 Mattia CASADEI</b> Ducati
2	<b>4</b> 1'46.763 <b>4 Hector GARZO</b> Ducati	<b>5</b> 1'46.775 <b>61 Alessandro ZACCONE</b> Ducati	<b>6</b> 1'46.790 <b>99 Oscar GUTIERREZ</b> Ducati
3	<b>7</b> 1'47.033 <b>81 Jordi TORRES</b> Ducati	<b>8</b> 1'47.209 <b>3 Lukas TULOVIC</b> Ducati	<b>9</b> 1'47.407 <b>21 Kevin ZANNONI</b> Ducati
4	<b>10</b> 1'47.429 <b>77 Miquel PONS</b> Ducati	<b>11</b> 1'47.620 <b>11 Matteo FERRARI</b> Ducati	<b>12</b> 1'47.973 <b>55 Massimo ROCCOLI</b> Ducati
5	<b>13</b> 1'48.123 <b>9 Andrea MANTOVANI</b> Ducati	<b>14</b> 1'48.249 <b>72 Alessio FINELLO</b> Ducati	<b>15</b> 1'48.647 <b>34 Kevin MANFREDI</b> Ducati
6	<b>16</b> 1'49.023 <b>7 Chaz DAVIES</b> Ducati	<b>17</b> 1'49.469 <b>80 Armando PONTONE</b> Ducati	<b>18</b> 1'50.191 <b>6 Maria HERRERA</b> Ducati

The results are provisional until the end of the limit for protest and appeals and until the ratification of the Event Management Committee.

Time limit for protest expires 60' at the latest after publication of the results - ..... Time: .....

DORNA DATA PROCESSING TIMING SERVICE DORNA DATA PROCESSING TIMING SERVICE DORNA DATA PROCESSING TIMING SERVICE DORNA DATA PROCESSING TIMING SERVICE DORNA DATA PROCESSING TIMING SERVICE DORNA DATA PROCESSING TIMING SERVICE DORNA DATA PROCESSING TIMING SERVICE DORNA DATA PROCESSING TIMING SERVICE DORNA DATA PROCCEESSS



4592 m.

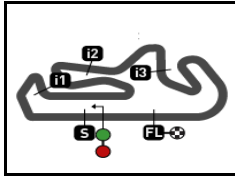
**GRANDE PRÉMIO TISSOT DE PORTUGAL**

**Race Nr.1**

**Top Speed & Average**




<i>Rider</i>	<i>Nation</i>	<i>Motorcycle</i>	<i>Top 5 speeds</i>					<i>Average</i>	<i>Top</i>
99 <b>Oscar GUTIERREZ</b>	<b>SPA</b>	DUCATI	269.3	264.0	263.4			265.6	<b>269.3</b>
3 <b>Lukas TULOVIC</b>	<b>GER</b>	DUCATI	267.3	264.7	264.7	264.0	263.4	264.8	<b>267.3</b>
4 <b>Hector GARZO</b>	<b>SPA</b>	DUCATI	267.3	263.4	262.1	259.6	259.6	262.4	<b>267.3</b>
55 <b>Massimo ROCCOLI</b>	<b>ITA</b>	DUCATI	267.3	266.6	264.0	263.4	263.4	264.9	<b>267.3</b>
61 <b>Alessandro ZACCONE</b>	<b>ITA</b>	DUCATI	267.3	266.0	264.0	264.0	262.7	264.8	<b>267.3</b>
72 <b>Alessio FINELLO</b>	<b>ITA</b>	DUCATI	267.3	257.7	257.7	257.1	255.9	259.1	<b>267.3</b>
21 <b>Kevin ZANNONI</b>	<b>ITA</b>	DUCATI	266.6	266.0	263.4	262.7	262.1	264.2	<b>266.6</b>
6 <b>Maria HERRERA</b>	<b>SPA</b>	DUCATI	265.3	264.0	261.5	260.8	260.2	262.4	<b>265.3</b>
7 <b>Chaz DAVIES</b>	<b>GBR</b>	DUCATI	265.3	262.1	260.8	260.2	260.2	261.7	<b>265.3</b>
9 <b>Andrea MANTOVANI</b>	<b>ITA</b>	DUCATI	265.3	262.7	262.1	261.5	260.8	262.5	<b>265.3</b>
11 <b>Matteo FERRARI</b>	<b>ITA</b>	DUCATI	265.3	264.0	264.0	253.5	252.3	259.8	<b>265.3</b>
40 <b>Mattia CASADEI</b>	<b>ITA</b>	DUCATI	265.3	262.1	260.2	258.9	255.9	260.5	<b>265.3</b>
29 <b>Nicholas SPINELLI</b>	<b>ITA</b>	DUCATI	264.7	264.7	264.0	262.7	262.1	263.6	<b>264.7</b>
81 <b>Jordi TORRES</b>	<b>SPA</b>	DUCATI	264.7	264.0	263.4	262.7	262.1	263.4	<b>264.7</b>
51 <b>Eric GRANADO</b>	<b>BRA</b>	DUCATI	262.7					262.7	<b>262.7</b>
34 <b>Kevin MANFREDI</b>	<b>ITA</b>	DUCATI	261.5	261.5	260.8	258.3	257.7	260.0	<b>261.5</b>
77 <b>Miquel PONS</b>	<b>SPA</b>	DUCATI	261.5	260.8	260.2	258.9	258.9	260.1	<b>261.5</b>
80 <b>Armando PONTONE</b>	<b>ITA</b>	DUCATI	261.5	261.5	261.5	260.8	260.2	261.1	<b>261.5</b>



4592 m.

**GRANDE PRÉMIO TISSOT DE PORTUGAL**  
**Race Nr.1**  
**Fastest Laps Sequence**

<i>Lap</i>	<i>Race Time</i>	 <i>Rider</i>	<i>Nation</i>	<i>Motorcycle</i>	<i>Time</i>	<i>Km/h</i>	<i>Riders's Lap</i>
2	<b>3'36.699</b>	40 <b>Mattia CASADEI</b>	ITA	DUCATI	<b>1'47.306</b>	154.0	2
2	<b>3'36.949</b>	29 <b>Nicholas SPINELLI</b>	ITA	DUCATI	<b>1'47.246</b>	154.1	2
3	<b>5'23.717</b>	40 <b>Mattia CASADEI</b>	ITA	DUCATI	<b>1'47.018</b>	154.4	3
3	<b>5'23.857</b>	29 <b>Nicholas SPINELLI</b>	ITA	DUCATI	<b>1'46.908</b>	154.6	3
3	<b>5'24.079</b>	61 <b>Alessandro ZACCONE</b>	ITA	DUCATI	<b>1'46.811</b>	154.7	3